





Résultats de l'enquête

RÉSULTATS DE L'ENQUÊTE



MA PREMIERE QUESTION ?

Nombre de participants : 6

-  16.7% (1 réponse) : Ma réponse
-  16.7% (1 réponse) : Test
-  16.7% (1 réponse) : Saisie libre
-  50% (3 réponses) : Oui



MA DEUXIEME QUESTION ?

Nombre de participants : 3

-  66.7% (2 réponses) : Cest possible
-  33.3% (1 réponse) : Réponse 2

MA TROISIEME QUESTION ?

Nombre de participants : 3

-  66.7% (2 réponses) : Ma troisieme question
-  33.3% (1 réponse) : Résultats de l'enquête Ma premiere question ?

